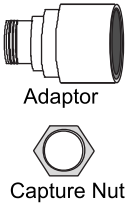
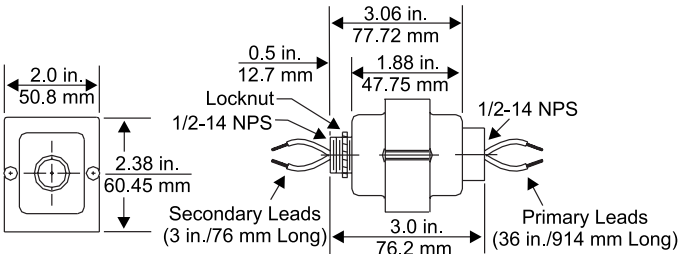


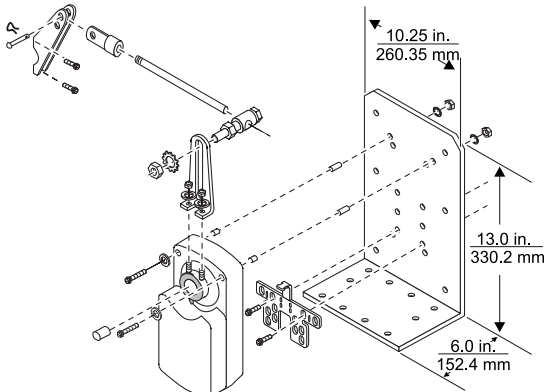


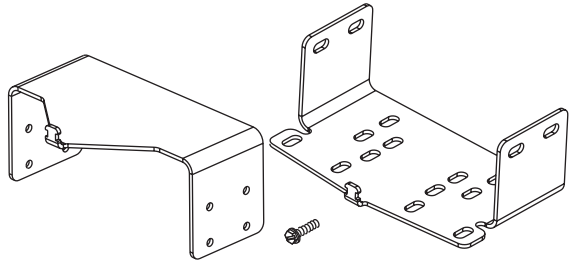
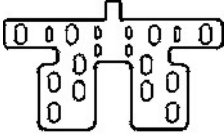
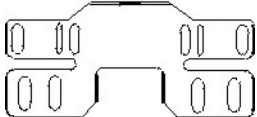
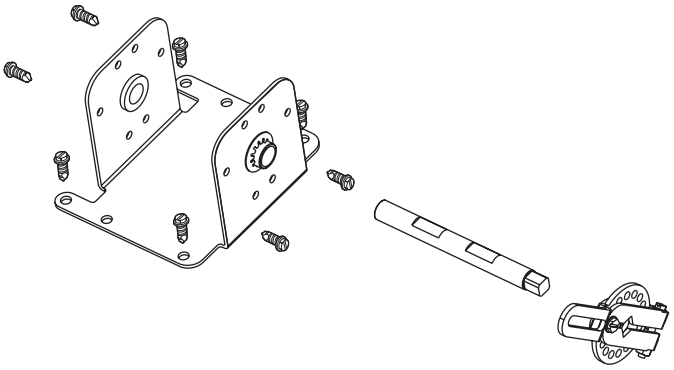

Accessories for M9000 Series Electric Actuators

Code Number and Description	
<p>Use the M9000-100 Conduit Adaptor Kit with all M9216 Series actuators in applications where codes or contractor requirements specify the use of conduit for wiring. The kit provides the ability to connect the actuator to 1/2 in. Flexible Metallic Tubing (FMT), e.g., flexible conduit, Greenfield, or armored cable. This kit is for low voltage use only, and is not UL or CSA approved. Some M9216 applications may require two kits. For more information, refer to the <i>M9216 Series Electric Spring Return Actuators Installation Instructions, Part No. 34-636-461</i> and the <i>M9000-100 Conduit Adaptor Kit for M9216 Series Electric Spring Return Actuators Packing List, Part No. 34-636-410</i>.</p>	 <p>Adaptor</p> <p>Capture Nut</p>
<p>The M9000-103 and M9000-104 are Class 2 transformers that handle 24 VAC, 14 VA power requirements. The M9000-103 is designed for 120/24 VAC applications, and the M9000-104 is designed for 230/24 VAC applications. These transformers may be used for M9108, M9116, M9124, M9132, and M9216 Series actuator applications and a variety of control applications that require 24 VAC at 60 Hz. For more information, refer to the <i>M9000-103 and M9000-104 VA Transformers Product/Technical Bulletin, Part No. 34-636-798</i>.</p>	 <p>2.0 in. / 50.8 mm</p> <p>2.38 in. / 60.45 mm</p> <p>0.5 in. / 12.7 mm</p> <p>3.06 in. / 77.72 mm</p> <p>1.88 in. / 47.75 mm</p> <p>Locknut</p> <p>1/2-14 NPS</p> <p>1/2-14 NPS</p> <p>Secondary Leads (3 in./76 mm Long)</p> <p>3.0 in. / 76.2 mm</p> <p>Primary Leads (36 in./914 mm Long)</p>
<p>The M9000-105 Pluggable 3-Terminal Block is intended to replace spade terminals for M9106-AGA, -AGC, -IGA, and -IGC models; M9124 and M9132-AGA, -AGC, -AGD and -AGE models; M9109-AGA and -AGC models; and M9216-GGC models. For more information on the M9124 and M9132 models, refer to the <i>M9108, M9116, M9124, and M9132 Series Electric Non-spring Return Actuators Installation Instructions, Part No. 34-636-399</i>. Refer to the <i>M9216 Series Electric Spring Return Actuators Installation Instructions, Part No. 34-636-461</i> for the M9216 models. Refer to the <i>M9106 Series Electric Non-spring Return Actuators Installation Instructions, Part No. 34-636-1085</i> for the M9106 models; and the <i>M9109 Series Electric Non-spring Return Actuators Installation Instructions, Part No. 34-636-1190</i> for the M9109 models.</p>	
<p>The M9000-106 Pluggable 4-Terminal Block is intended to replace spade terminals for M9109-GGA and -GGC models; M9106-GGA, and -GGC models; M9216-GGA and -GGC models. For more information, refer to the appropriate M9106 or M9216 literature listed previously.</p>	
<p>The M9000-151 Base Mount Linkage provides inside duct mounting for M9108, M9116, M9124, M9216 Series actuators. (Not intended for M9132 Series actuators.) Nominal spring return torque is 100 lb-in at the damper pin. The M9000-151 should only be used on a 3-blade or larger damper. For more information, refer to the <i>M9000-151 Base Mount Linkage Kit Technical Bulletin, Part No. 34-636-577</i>.</p>	 <p>10.25 in. / 260.35 mm</p> <p>13.0 in. / 330.2 mm</p> <p>6.0 in. / 152.4 mm</p>

M9000-1xx Accessories for M9000 Series Electric Actuators (Continued)

Code Number and Description	
<p>The M9000-153 Crank Arm Kit is included in the M9000-151 Base Mount Linkage Kit and may be ordered separately. It includes the crank arm and shaft clamp plug for remote mounting M9108, M9116, M9124, and M9216 Series actuators to a 3-blade or larger damper. (Not intended for M9132 Series actuators.) For more information, refer to the M9000-151 literature listed previously.</p>	
<p>The M9000-154 1 in. Jackshaft Coupler Kit with a 1.05 in. (26.7 mm) maximum diameter is for use with the M9108, M9116, M9124, M9132, and M9216 Series actuators. This coupler is designed for use with 1 in. jackshafts only. For more information, refer to the <i>M9000-154 1 in. Jackshaft Coupler Packing List, Part No. 34-636-720</i>.</p>	
<p>The M9000-155 Manual Handle is used to position a damper or valve when power is removed from an M9108, M9116, M9124, or M9132 Series actuator by placing the handle over the u-bolt on the coupler of the actuator. For more information, refer to the appropriate literature listed previously.</p>	
<p>The M9000-156 Mounting Kit provides for remote mount, linkage driven application of the M9204 Series economizer damper actuator or the M9206-xGx-2 Series actuator. The M9000-156 is intended for retrofitting a number of Honeywell® economizer damper actuator installations with an M9204 or M9206 actuator, using the existing linkages. When mounted in the M9000-156, the M9204 or M9206 actuator can drive a blade, jackshaft, or crank arm. The M9000-156 may be mounted internally or externally on a duct, damper, or air handling unit. For more information, refer to the <i>M9000-156 and M9000-165 Mounting Kit Installation Instructions, Part No. 34-1280-33</i>. (Not for use with M9206-xxx-2S Series Actuators.)</p>	
<p>The M9000-157 Universal Mounting Kit provides for remote mount, linkage driven application of the M9204 Series economizer damper actuator or the M9206 Series actuator. When mounted in the M9000-157, the M9204 or M9206 actuator can drive a blade, jackshaft, or crank arm. The M9000-157 may be mounted internally or externally on a duct, damper or air handling unit. The M9000-157 is intended for a new or retrofit damper and actuator assembly. For more information, refer to the <i>M9000-157 Universal Mounting Kit Installation Bulletin, Part No. 34-1280-76</i>.</p>	

M9000-1xx Accessories for M9000 Series Electric Actuators (Continued)

Code Number and Description	
<p>The M9000-158 Tandem Mounting Kit is intended for tandem mounting two M9116-GGx or -HGx; M9124-AGx, -GGx, or -HGx; M9132-AGx or -GGx; or M9216-BGx, -GGx, or -HGx actuators. Use two actuators from the same torque and model group for tandem operation. Do not mix actuator models or torque ratings. The M9000-158 is not intended for remote mount applications or for tandem operation of M9104, M9106, M9108, or M9206 Series actuators. The M9000-158 is mounted on the inside or outside of a duct, damper frame, or air handling unit. When mounted with the M9000-158, the M91xx or M9216 actuators are directly coupled to a damper blade pin extension or a jackshaft. For more information, refer to the <i>M9000-158 Tandem Mounting Kit Installation Instructions, Part No. 34-1282-6</i>.</p>	
<p>The M9000-160 Replacement Anti-rotation Bracket is designed for mounting an M9106, M9108, M9109, M9116, M9124, M9132, or M9216 Series actuator on the inside or outside of a duct or damper frame. For more information, refer to the appropriate literature listed previously.</p>	
<p>The M9000-161 Replacement Anti-rotation Bracket is designed for mounting an M9206 Series actuator on the inside or outside of a duct or damper frame. For more information, refer to the <i>M9206 Series Electric Spring Return Actuators Installation Instructions, Part No. 34-1280-9</i>.</p>	
<p>The M9000-165 Mounting Kit provides for remote mount, linkage driven applications of the M9206-DNx series economizer damper actuator or the M9206-xxx-2S series actuator. When mounted in either kit, the actuator can drive a blade, jackshaft, or crank arm. The Mounting Kit may be mounted internally or externally on a duct, damper or air handling unit. For more information, refer to the <i>M9000-156 and M9000-165 Mounting Kit Installation Instructions, Part No. 34-1280-33</i>. (Not for use with the older M9206-xGx-2 Series Actuators, only for use with the -2S series of actuators.)</p>	
<p>The M9204-600 12-conductor 24 AWG Plenum Rated 3 ft (0.91 m) Extension Cable is designed to connect a M9204-CNx Series Electric Spring Return Economizer Damper Actuator with an AD-DME300, 400, or 500 Direct Mount Economizer Controller. Note: Only use one cable per connection. Do not attempt to extend cable length by connecting multiple cables.</p>	
<p>The M9206-600 Repair Kit includes a coupler, set screw, and locking clip for mounting an M9206 actuator to a 3/8 in. to 1/2 in. (10 to 13 mm) round damper shaft or a 3/8 in. (10 mm) square damper shaft. For more information, refer to the M9206 literature listed previously.</p>	
<p>The M9206-601 Repair Kit includes a coupler, set screw, and locking clip for mounting an M9206 actuator to a 3/8 to 5/8 in. (10 to 16 mm) round damper shaft or a 3/8 to 9/16 in. (10 to 14 mm) square damper shaft. For more information, refer to the M9206 literature listed previously.</p>	
<p>The M9206-602 Locking Clip (bag of five) is a replacement clip for the M9206 actuator coupler. For more information, refer to the M9206 literature listed previously.</p>	
<p>The M9206-603 5-conductor 22 AWG Plenum Rated 3 ft (0.91 m) Extension Cable is designed to connect a M9206-DNx Series Electric Spring Return Economizer Damper Actuator with an AD-DME100-0 Direct Mount Economizer controller. Note: Only use one cable per connection. Do not attempt to extend cable length by connecting multiple cables.</p>	